

Signify Classified - Internal
Cooper Lighting Solutions Photometric Lab
1121 Highway 74 South
Peachtree City, GA 30269



Scaled data based on original data using
LM-79-08 Approved Method: Electrical and Photometric Measurements of Solid-
State Lighting Products

Test Report Prepared for
Cooper Lighting Solutions
(formerly Eaton)

Brand: INVUE

Report Number: P868600

Luminaire Tested: **EMM2-HTN-SA1B-730-U-T4W**

Issue Date: 08/22/2024



Test Information

Test Method: LM-79-08
Report Number: P868600
Test Lab: INNOVATION CENTER(G3)
Issue Date: 08/22/2024
Manufacturer: COOPER LIGHTING SOLUTIONS (FORMERLY EATON)
Product Line: INVUE
Catalog Number: EMM2-HTN-SA1B-730-U-T4W
Description: EPIC MODERN TALL HOUSING DISCRETE LED ARRAYS 60W 70CRI 3000K
FIXTURE w/ TYPE IV WIDE DISTRIBUTION OPTIC
Light Source: (10) 3000K CCT, 70 CRI LEDS
Ballast/Driver: ELECTRONIC DRIVER

Summary

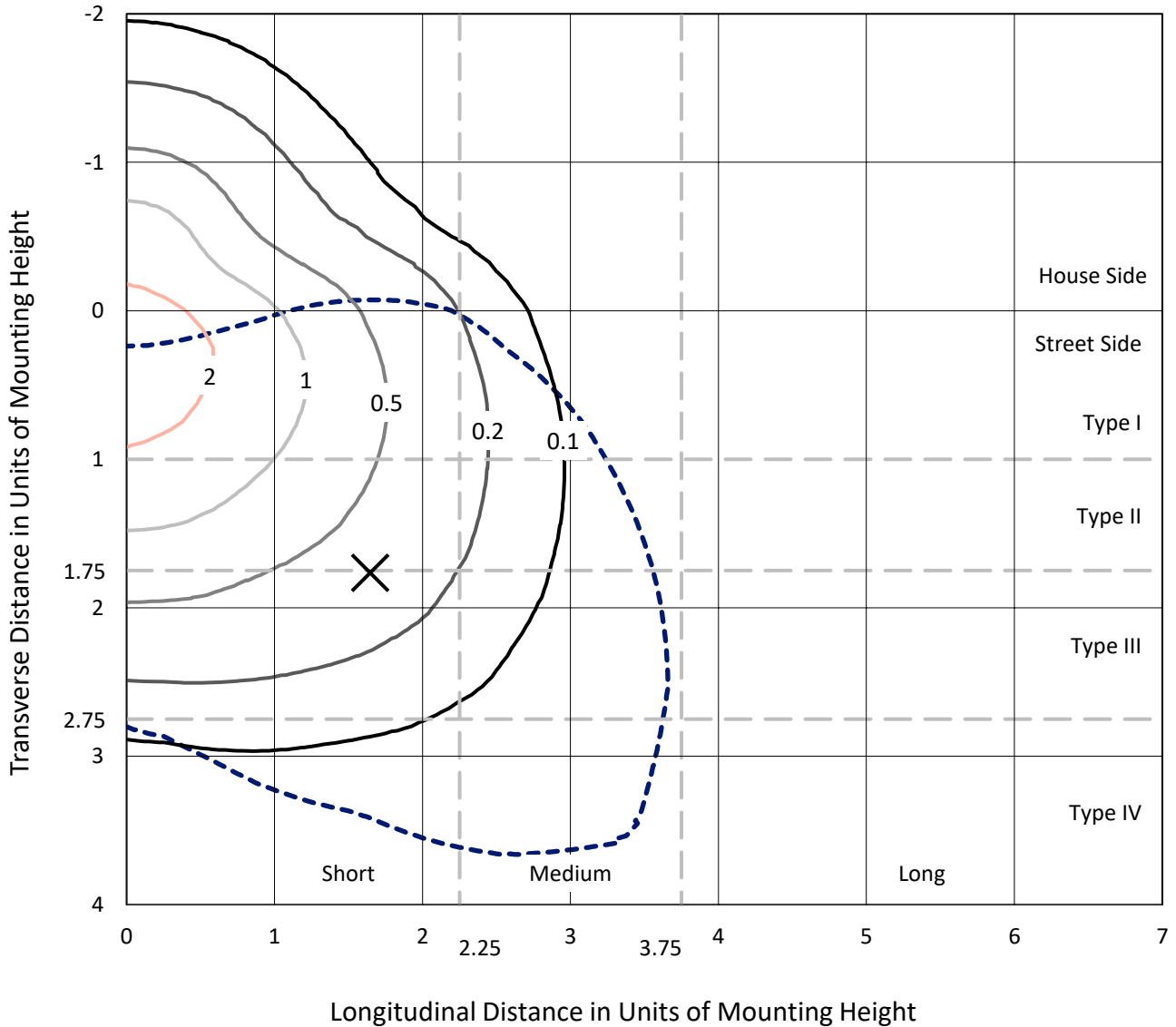
Lumens per Lamp: N/A
Luminaire Lumens: 5812.7 lumens
Efficiency: N/A
Efficacy: 132.1 lumens/watt
Luminous Opening: Rectangular (W 0.33' x L: 0.33' x H: 0')
IES Classification: Type IV - Short
BUG Rating: B1 - U0 - G1

Input Watts (W): 44
Input Voltage (V): 120
Input Current (A_{in}): NR
Voltage Rise (V): NR
Power Factor: 0.99
Total Harmonic Distortion (THDi): 6.91%
Frequency (hertz): 60
Stabilization Time: NR
Operation Time: NR
Ambient Temperature (°C): NR
Test Distance: 24 FT

REPORT NUMBER: P868600
 CATALOG NUMBER: EMM2-HTN-SA1B-730-U-T4W

Iso-Footcandle Lines of Horizontal Illumination

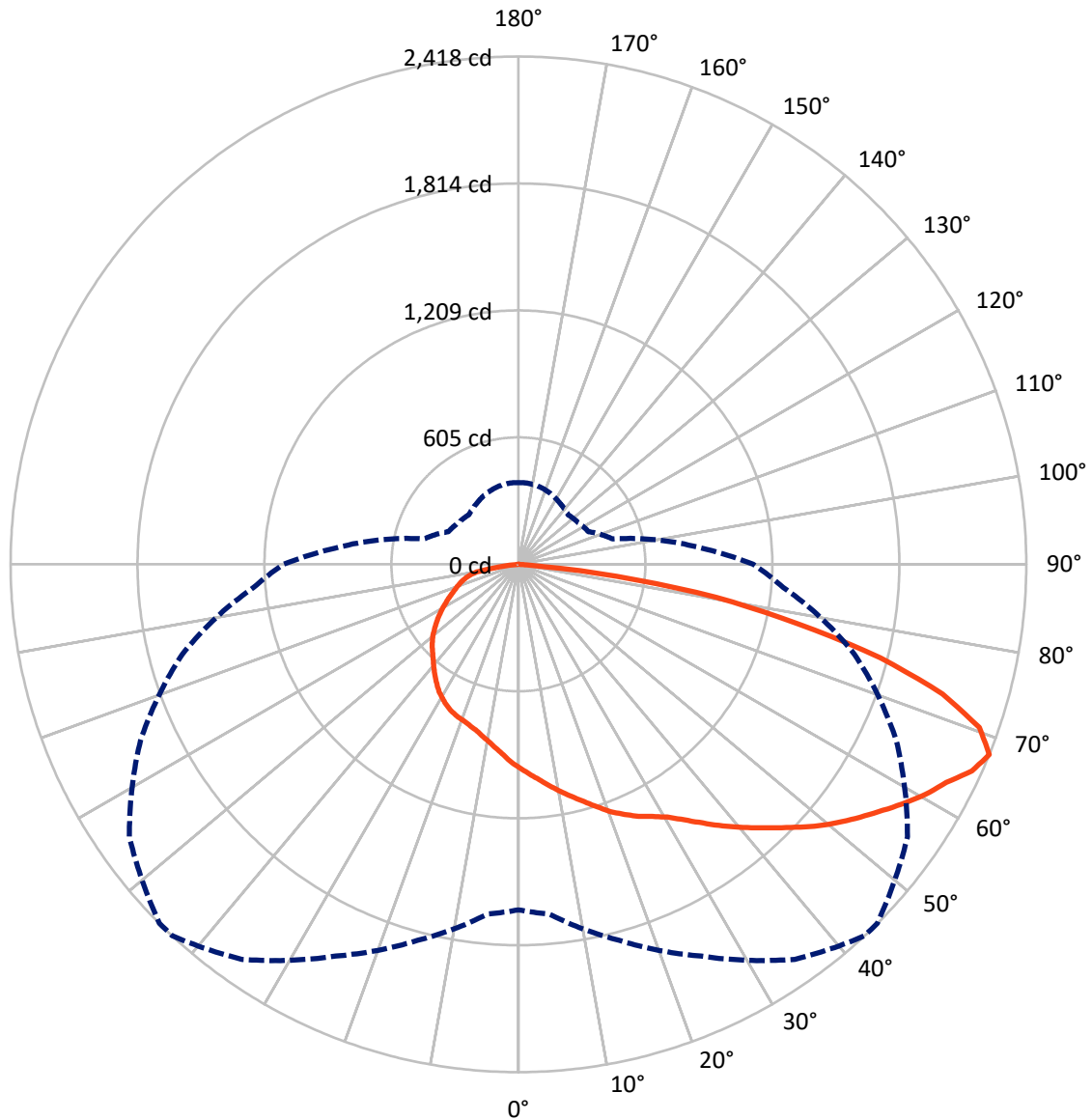
× Max cd
 - - - 1/2 Max cd



Based on 20 foot mounting height. Maximum calculated value = 2.8 fc
 Type IV - Short - N/A

REPORT NUMBER: P868600
CATALOG NUMBER: EMM2-HTN-SA1B-730-U-T4W

Luminous Intensity Polar Plot



— Vertical Plane Through 43-Deg Lateral - - - Horizontal Cone Through 67.5-Deg Vertical

REPORT NUMBER: P868600
 CATALOG NUMBER: EMM2-HTN-SA1B-730-U-T4W

FLUX DISTRIBUTION:

		Downward	Upward	Total
House Side	Lumens	1563.6	0.0	1563.6
	% Fixture	26.9	0.0	26.9
Street Side	Lumens	4249.0	0.0	4249.0
	% Fixture	73.1	0.0	73.1
Total	Lumens	5812.7	0.0	5812.7
	% Fixture	100.0	0.0	100.0

Coefficient of Utilization

ZONAL LUMENS:

Zone	Lumens	% Fixture
0°-10°	92.9	1.6
10°-20°	283.6	4.9
20°-30°	483.8	8.3
30°-40°	705.7	12.1
40°-50°	948.0	16.3
50°-60°	1160.5	20.0
60°-70°	1221.3	21.0
70°-80°	797.3	13.7
80°-90°	119.6	2.1
90°-100°	0.0	0.0
100°-110°	0.0	0.0
110°-120°	0.0	0.0
120°-130°	0.0	0.0
130°-140°	0.0	0.0
140°-150°	0.0	0.0
150°-160°	0.0	0.0
160°-170°	0.0	0.0
170°-180°	0.0	0.0
0°-90°	5812.7	100.0
0°-180°	5812.7	100.0



REPORT NUMBER: P868600

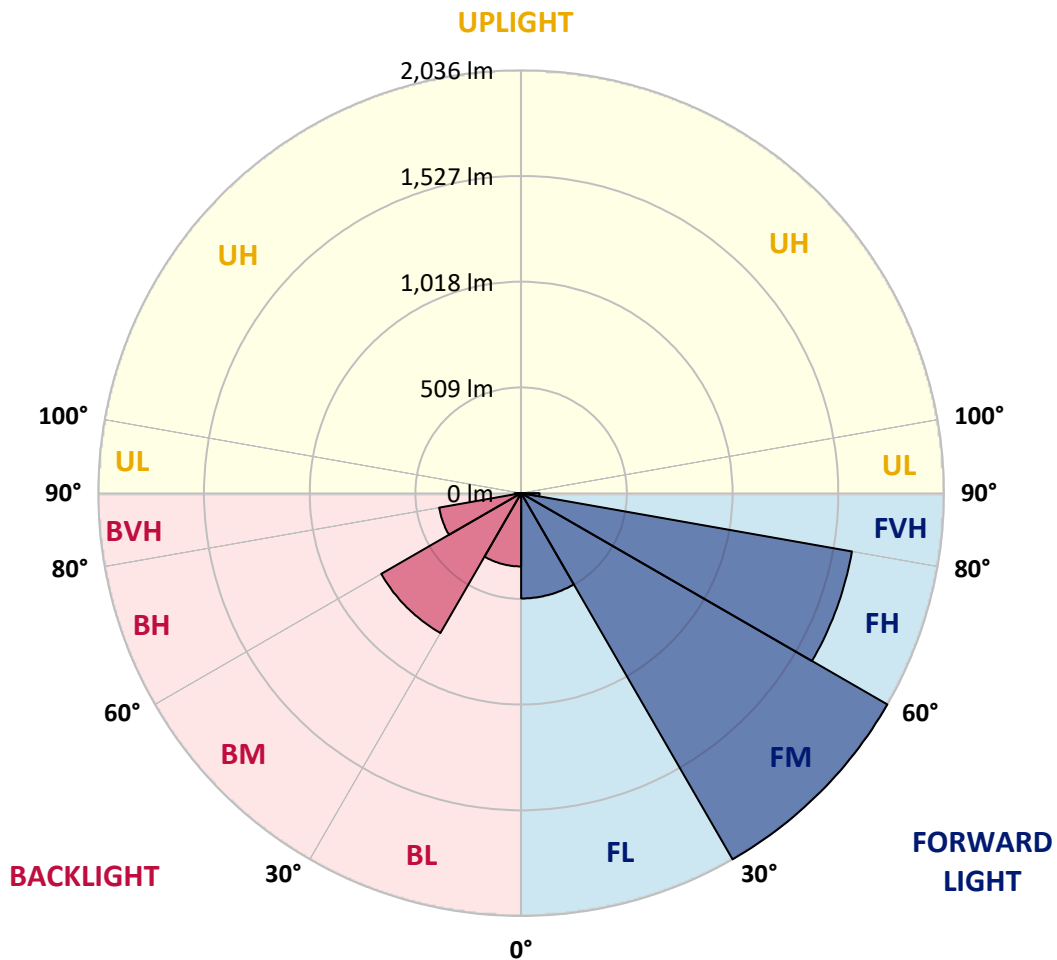
CATALOG NUMBER: EMM2-HTN-SA1B-730-U-T4W

LUMINAIRE CLASSIFICATION SYSTEM LUMEN TABLE AND BUG RATING:

Zone	Lumens	% Fixture	Zone Rating/Lumen Limit		
			B	U	G
FL (0°-30°)	507.3	8.7			
FM (30°-60°)	2036.1	35.0			
FH (60°-80°)	1617.4	27.8			G1/1800
FVH (80°-90°)	88.2	1.5			G1/100
BL (0°-30°)	353.0	6.1	B1/500		
BM (30°-60°)	778.0	13.4	B1/1000		
BH (60°-80°)	401.3	6.9	B1/500		G1/500
BVH (80°-90°)	31.4	0.5			G1/100
UL (90°-100°)	0.0	0.0		U0/0	
UH (100°-180°)	0.0	0.0		U0/0	

BUG Rating: B1-U0-G1

Type IV Short





REPORT NUMBER: P868600

CATALOG NUMBER: EMM2-HTN-SA1B-730-U-T4W

CANDELA DISTRIBUTION (FULL):

	0°	5°	15°	25°	35°	43°	45°	55°	65°	75°	85°
0°	970.3	970.3	970.3	970.3	970.3	970.3	970.3	970.3	970.3	970.3	970.3
2.5°	1015.0	1013.8	1010.3	1007.9	1000.9	999.7	999.7	992.7	984.4	979.7	975.0
5°	1060.9	1055.0	1052.6	1047.9	1036.2	1029.1	1031.5	1018.5	1002.1	990.3	977.4
7.5°	1102.0	1099.7	1091.5	1085.6	1071.5	1064.4	1062.1	1042.1	1020.9	1003.2	982.1
10°	1151.4	1145.6	1140.9	1129.1	1110.3	1099.7	1096.2	1070.3	1043.2	1019.7	991.5
12.5°	1196.1	1189.1	1183.2	1171.4	1152.6	1135.0	1130.3	1100.9	1066.8	1035.0	999.7
15°	1230.2	1231.4	1225.5	1214.9	1193.8	1172.6	1169.1	1130.3	1089.1	1050.3	1007.9
17.5°	1262.0	1266.7	1263.2	1256.1	1234.9	1213.8	1210.2	1166.7	1117.3	1067.9	1017.4
20°	1292.6	1292.6	1291.4	1286.7	1271.4	1257.3	1250.2	1206.7	1144.4	1086.7	1030.3
22.5°	1310.2	1314.9	1314.9	1314.9	1305.5	1293.7	1291.4	1249.1	1180.8	1110.3	1042.1
25°	1337.3	1343.1	1343.1	1340.8	1332.6	1329.0	1325.5	1285.5	1216.1	1137.3	1055.0
27.5°	1394.9	1393.7	1384.3	1372.6	1360.8	1359.6	1354.9	1326.7	1257.3	1166.7	1072.6
30°	1474.9	1477.2	1465.5	1429.0	1402.0	1396.1	1397.2	1372.6	1305.5	1200.8	1092.6
32.5°	1597.2	1597.2	1551.3	1504.3	1465.5	1450.2	1446.6	1425.5	1354.9	1238.5	1115.0
35°	1688.9	1685.4	1659.5	1604.2	1556.0	1512.5	1506.6	1478.4	1410.2	1280.8	1139.7
37.5°	1758.3	1765.4	1745.4	1703.0	1656.0	1580.7	1569.0	1529.0	1460.8	1322.0	1164.4
40°	1892.4	1874.8	1826.5	1787.7	1731.3	1647.8	1637.2	1587.8	1512.5	1367.8	1195.0
42.5°	1990.0	1965.3	1910.0	1858.3	1787.7	1714.8	1705.4	1651.3	1572.5	1419.6	1226.7
45°	2130.0	2074.7	1998.3	1952.4	1852.4	1787.7	1776.0	1717.2	1634.8	1474.9	1266.7
47.5°	2265.2	2168.8	2087.6	2066.5	1923.0	1866.5	1857.1	1788.9	1701.9	1534.9	1305.5
50°	2247.6	2184.1	2157.0	2137.0	1984.1	1940.6	1931.2	1861.8	1770.1	1598.4	1344.3
52.5°	2202.9	2208.8	2210.0	2161.7	2041.8	2010.0	2000.6	1940.6	1840.7	1653.6	1382.0
55°	2249.9	2257.0	2255.8	2182.9	2108.8	2079.4	2073.5	2020.6	1908.9	1705.4	1409.0
57.5°	2321.7	2298.2	2294.6	2235.8	2180.6	2153.5	2146.4	2100.6	1966.5	1743.0	1430.2
60°	2334.6	2287.6	2302.9	2247.6	2234.7	2226.4	2224.1	2170.0	2020.6	1773.6	1438.4
62.5°	2190.0	2181.7	2241.7	2219.4	2262.9	2286.4	2287.6	2219.4	2050.0	1785.4	1430.2
65°	1943.0	1975.9	2105.3	2170.0	2305.2	2372.3	2369.9	2248.8	2046.5	1751.3	1379.6
67.5°	1645.4	1671.3	1853.6	2058.2	2295.8	2418.1	2417.0	2261.7	1985.3	1657.2	1265.5
70°	1247.9	1329.0	1587.8	1857.1	2168.8	2327.6	2347.6	2188.8	1845.4	1485.5	1092.6
72.5°	949.1	962.1	1274.9	1557.2	1941.8	2112.3	2108.8	1955.9	1611.3	1251.4	910.3
75°	673.9	702.2	959.7	1206.7	1591.3	1780.7	1772.4	1604.2	1285.5	973.8	696.3
77.5°	502.2	512.8	702.2	895.0	1190.2	1360.8	1357.3	1185.5	945.6	715.1	518.7
80°	367.0	384.6	505.7	624.5	806.8	953.8	949.1	786.8	606.9	499.9	378.7
82.5°	205.8	218.8	294.0	377.5	425.8	471.6	451.6	377.5	276.4	215.2	185.8
85°	5.9	7.1	10.6	12.9	22.3	37.6	41.2	36.5	43.5	27.1	29.4
87.5°	2.4	2.4	2.4	2.4	2.4	3.5	3.5	3.5	3.5	3.5	3.5
90°	0.0	0.0	0.0	0.0	0.0	0.0	0.0	0.0	0.0	0.0	0.0



REPORT NUMBER: P868600

CATALOG NUMBER: EMM2-HTN-SA1B-730-U-T4W

CANDELA DISTRIBUTION (continued):

	90°	95°	105°	115°	125°	135°	145°	155°	165°	175°	180°
0°	970.3	970.3	970.3	970.3	970.3	970.3	970.3	970.3	970.3	970.3	970.3
2.5°	972.7	968.0	958.6	952.7	949.1	944.4	937.4	932.7	929.1	933.9	932.7
5°	971.5	962.1	945.6	933.9	922.1	912.7	902.1	893.9	889.2	891.5	890.3
7.5°	971.5	959.7	933.9	915.0	897.4	883.3	871.5	860.9	856.2	857.4	856.2
10°	976.2	959.7	925.6	898.6	875.0	858.6	845.6	836.2	832.7	836.2	837.4
12.5°	980.9	959.7	918.6	884.5	853.9	836.2	824.5	818.6	820.9	822.1	823.3
15°	983.2	958.6	911.5	868.0	833.9	815.1	808.0	806.8	812.7	818.6	819.8
17.5°	989.1	957.4	900.9	851.5	816.2	800.9	797.4	802.1	813.9	822.1	824.5
20°	996.2	959.7	889.2	831.5	798.6	786.8	792.7	803.3	817.4	829.2	831.5
22.5°	1003.2	960.9	878.6	813.9	779.8	777.4	790.4	805.7	822.1	833.9	836.2
25°	1011.5	960.9	864.5	791.5	761.0	764.5	784.5	804.5	819.8	835.1	837.4
27.5°	1019.7	963.3	849.2	766.8	737.4	748.0	772.7	797.4	813.9	829.2	832.7
30°	1033.8	968.0	836.2	745.7	713.9	728.0	757.4	785.7	803.3	819.8	823.3
32.5°	1047.9	975.0	825.6	723.3	690.4	706.9	739.8	771.5	790.4	805.7	808.0
35°	1066.8	984.4	817.4	701.0	666.9	679.8	715.1	750.4	771.5	783.3	789.2
37.5°	1086.7	997.4	810.4	681.0	641.0	652.8	690.4	728.0	750.4	762.1	764.5
40°	1111.4	1015.0	805.7	662.2	616.3	625.7	663.3	704.5	725.7	733.9	738.6
42.5°	1138.5	1033.8	802.1	643.3	589.2	598.7	638.6	678.6	699.8	706.9	710.4
45°	1172.6	1058.5	799.8	623.4	566.9	575.1	615.1	655.1	672.7	682.2	685.7
47.5°	1204.4	1083.2	792.7	599.8	542.2	554.0	590.4	625.7	645.7	651.6	655.1
50°	1236.1	1104.4	778.6	574.0	519.9	530.4	563.4	589.2	604.5	611.6	613.9
52.5°	1266.7	1119.7	756.3	546.9	496.3	503.4	530.4	555.1	565.7	568.1	575.1
55°	1286.7	1127.9	724.5	515.1	472.8	475.2	495.2	517.5	523.4	524.6	524.6
57.5°	1300.8	1123.2	686.9	483.4	449.3	449.3	461.0	478.7	481.0	482.2	484.6
60°	1303.2	1106.7	638.6	454.0	423.4	419.9	431.6	442.2	443.4	445.8	448.1
62.5°	1285.5	1070.3	586.9	425.8	398.7	390.5	401.1	411.6	417.5	421.1	423.4
65°	1231.4	996.2	528.1	397.5	375.2	361.1	374.0	391.7	403.4	404.6	404.6
67.5°	1118.5	876.2	465.7	368.1	347.0	334.0	350.5	369.3	383.4	389.3	388.1
70°	948.0	743.3	408.1	337.6	318.7	310.5	328.1	349.3	361.1	365.8	368.1
72.5°	763.3	595.1	357.5	307.0	294.0	289.3	307.0	328.1	344.6	351.7	352.8
75°	593.9	468.1	315.2	275.2	264.6	265.8	284.6	305.8	323.4	327.0	316.4
77.5°	461.0	372.8	275.2	237.6	231.7	239.9	258.7	281.1	291.7	295.2	288.2
80°	332.8	285.8	222.3	187.0	187.0	199.9	216.4	242.3	245.8	241.1	243.5
82.5°	157.6	138.8	109.4	90.6	84.7	94.1	100.0	108.2	117.6	120.0	114.1
85°	21.2	14.1	10.6	11.8	10.6	7.1	4.7	4.7	4.7	3.5	3.5
87.5°	3.5	3.5	2.4	2.4	2.4	2.4	2.4	2.4	1.2	1.2	1.2
90°	0.0	0.0	0.0	0.0	0.0	0.0	0.0	0.0	0.0	0.0	0.0

LM-79-2019: Approved Method: Electrical and Photometric Measurements of Solid-State Lighting Products

Report Prepared for

Cooper Lighting Solutions

Streetworks

Report Number: SP1-2407-157-4

Test Date: 08/07/2024

Luminaire Tested: MEM2-HTN-SA-40-730-U-5WQ-2

Data in this report applies to families of products including MEM2-HTN-SA-40-730-U-5WQ-2

Test Information

Test Method: LM-79-2019
 Report Number: SP1-2407-157-4
 Test Lab: COOPER LIGHTING SOLUTIONS
 Photometer: SP1 - 76IN SPHERE
 Measurement Geometry: 4π
 Issue Date: 08/20/2024
 Manufacturer: COOPER LIGHTING SOLUTIONS
 Product Line: Streetworks
 Catalog Number: **MEM2-HTN-SA-40-730-U-5WQ-2**
 Description: Epic Modern Light Square 40W 5WQ Optic and Flare Trim

Spectral Parameters

CCT (K): 3057
 CIE u': 0.2487
 CIE v': 0.5199
 Duv: -0.0002
 CIE x: 0.4326
 CIE y: 0.4020
 CIE z: 0.1654
 Peak Wavelength (nm): 593
 Dominant Wavelength (nm): 582
 Purity: 50.50735
 Rf: 74.6
 Rg: 94

CRI (Ra):	71.7		
R1:	68.1	R9:	-34.8
R2:	82.0	R10:	58.5
R3:	93.5	R11:	62.5
R4:	67.5	R12:	47.5
R5:	67.2	R13:	70.7
R6:	74.9	R14:	96.4
R7:	77.4	R15:	60.0
R8:	43.1		



Test Conditions

Stabilization Time: 21M
 Operation Time: 1H 21M
 Sphere Temperature (°C): 24.2

REPORT NUMBER: SP1-2407-157-4

Measurement and Test Equipment			
Instrument	Identification Number	Calibration Date	Calibration Due Date
Photometer	IN0058	6/18/2024	12/18/2024
Power Meter	INXT2011004	2/8/2024	2/8/2025
AC Power Source	IN0063	10/24/2023	10/24/2024
DC Power Source	IN0208	10/24/2023	10/24/2024
Sphere Thermometer	IN0085	10/24/2023	10/24/2024
Room Thermometer	IN0046	10/24/2023	10/24/2024

REPORT NUMBER: SP1-2407-157-4

CIE 1931 Chromaticity Diagram



CIE 1931 Chromaticity Diagram with 2017 ANSI 7-Step and 4-Step Quadrangles



Point lies inside the ANSI 3000K 4-step quadrangle

REPORT NUMBER: SP1-2407-157-4

Photopic Flux vs. Wavelength



Photopic Lumens: NR

λ (nm)	Power W [^] /nm	Lumens (ϕ /nm)	λ (nm)	Power W [^] /nm	Lumens (ϕ /nm)	λ (nm)	Power W [^] /nm	Lumens (ϕ /nm)	λ (nm)	Power W [^] /nm	Lumens (ϕ /nm)	λ (nm)	Power W [^] /nm	Lumens (ϕ /nm)
360	0	NR	490	104	NR	620	818	NR	750	20	NR	880	1	NR
365	0	NR	495	135	NR	625	755	NR	755	17	NR	885	0	NR
370	0	NR	500	184	NR	630	691	NR	760	15	NR	890	0	NR
375	0	NR	505	247	NR	635	625	NR	765	13	NR	895	0	NR
380	0	NR	510	309	NR	640	561	NR	770	11	NR	900	0	NR
385	0	NR	515	369	NR	645	499	NR	775	9	NR	905	0	NR
390	0	NR	520	419	NR	650	441	NR	780	8	NR	910	0	NR
395	0	NR	525	460	NR	655	388	NR	785	7	NR	915	0	NR
400	1	NR	530	492	NR	660	338	NR	790	6	NR	920	0	NR
405	3	NR	535	524	NR	665	294	NR	795	5	NR	925	0	NR
410	7	NR	540	553	NR	670	253	NR	800	4	NR	930	0	NR
415	15	NR	545	588	NR	675	218	NR	805	4	NR	935	0	NR
420	31	NR	550	625	NR	680	188	NR	810	3	NR	940	0	NR
425	60	NR	555	670	NR	685	161	NR	815	3	NR	945	0	NR
430	107	NR	560	723	NR	690	139	NR	820	3	NR	950	0	NR
435	183	NR	565	780	NR	695	118	NR	825	2	NR	955	0	NR
440	289	NR	570	837	NR	700	100	NR	830	2	NR	960	0	NR
445	460	NR	575	894	NR	705	85	NR	835	2	NR	965	0	NR
450	646	NR	580	942	NR	710	73	NR	840	1	NR	970	0	NR
455	561	NR	585	976	NR	715	62	NR	845	1	NR	975	0	NR
460	331	NR	590	998	NR	720	53	NR	850	1	NR	980	0	NR
465	238	NR	595	1000	NR	725	45	NR	855	1	NR	985	0	NR
470	178	NR	600	990	NR	730	39	NR	860	1	NR	990	0	NR
475	120	NR	605	962	NR	735	33	NR	865	1	NR	995	0	NR
480	96	NR	610	925	NR	740	28	NR	870	1	NR	1000	0	NR
485	95	NR	615	873	NR	745	24	NR	875	1	NR			

REPORT NUMBER: SP1-2407-157-4

Scotopic Flux vs. Wavelength



Scotopic Lumens: NR

S/P: 1.23

λ (nm)	Power W [^] /nm	Lumens (φ/nm)	λ (nm)	Power W [^] /nm	Lumens (φ/nm)	λ (nm)	Power W [^] /nm	Lumens (φ/nm)	λ (nm)	Power W [^] /nm	Lumens (φ/nm)	λ (nm)	Power W [^] /nm	Lumens (φ/nm)
360	0	NR	490	104	NR	620	818	NR	750	20	NR	880	1	NR
365	0	NR	495	135	NR	625	755	NR	755	17	NR	885	0	NR
370	0	NR	500	184	NR	630	691	NR	760	15	NR	890	0	NR
375	0	NR	505	247	NR	635	625	NR	765	13	NR	895	0	NR
380	0	NR	510	309	NR	640	561	NR	770	11	NR	900	0	NR
385	0	NR	515	369	NR	645	499	NR	775	9	NR	905	0	NR
390	0	NR	520	419	NR	650	441	NR	780	8	NR	910	0	NR
395	0	NR	525	460	NR	655	388	NR	785	7	NR	915	0	NR
400	1	NR	530	492	NR	660	338	NR	790	6	NR	920	0	NR
405	3	NR	535	524	NR	665	294	NR	795	5	NR	925	0	NR
410	7	NR	540	553	NR	670	253	NR	800	4	NR	930	0	NR
415	15	NR	545	588	NR	675	218	NR	805	4	NR	935	0	NR
420	31	NR	550	625	NR	680	188	NR	810	3	NR	940	0	NR
425	60	NR	555	670	NR	685	161	NR	815	3	NR	945	0	NR
430	107	NR	560	723	NR	690	139	NR	820	3	NR	950	0	NR
435	183	NR	565	780	NR	695	118	NR	825	2	NR	955	0	NR
440	289	NR	570	837	NR	700	100	NR	830	2	NR	960	0	NR
445	460	NR	575	894	NR	705	85	NR	835	2	NR	965	0	NR
450	646	NR	580	942	NR	710	73	NR	840	1	NR	970	0	NR
455	561	NR	585	976	NR	715	62	NR	845	1	NR	975	0	NR
460	331	NR	590	998	NR	720	53	NR	850	1	NR	980	0	NR
465	238	NR	595	1000	NR	725	45	NR	855	1	NR	985	0	NR
470	178	NR	600	990	NR	730	39	NR	860	1	NR	990	0	NR
475	120	NR	605	962	NR	735	33	NR	865	1	NR	995	0	NR
480	96	NR	610	925	NR	740	28	NR	870	1	NR	1000	0	NR
485	95	NR	615	873	NR	745	24	NR	875	1	NR			

REPORT NUMBER: SP1-2407-157-4

Melanopic Flux vs. Wavelength



Melanopic Lumens: NR

M/P: 2.27

λ (nm)	Power W [^] /nm	Lumens (φ/nm)	λ (nm)	Power W [^] /nm	Lumens (φ/nm)	λ (nm)	Power W [^] /nm	Lumens (φ/nm)	λ (nm)	Power W [^] /nm	Lumens (φ/nm)	λ (nm)	Power W [^] /nm	Lumens (φ/nm)
360	0	NR	490	104	NR	620	818	NR	750	20	NR	880	1	NR
365	0	NR	495	135	NR	625	755	NR	755	17	NR	885	0	NR
370	0	NR	500	184	NR	630	691	NR	760	15	NR	890	0	NR
375	0	NR	505	247	NR	635	625	NR	765	13	NR	895	0	NR
380	0	NR	510	309	NR	640	561	NR	770	11	NR	900	0	NR
385	0	NR	515	369	NR	645	499	NR	775	9	NR	905	0	NR
390	0	NR	520	419	NR	650	441	NR	780	8	NR	910	0	NR
395	0	NR	525	460	NR	655	388	NR	785	7	NR	915	0	NR
400	1	NR	530	492	NR	660	338	NR	790	6	NR	920	0	NR
405	3	NR	535	524	NR	665	294	NR	795	5	NR	925	0	NR
410	7	NR	540	553	NR	670	253	NR	800	4	NR	930	0	NR
415	15	NR	545	588	NR	675	218	NR	805	4	NR	935	0	NR
420	31	NR	550	625	NR	680	188	NR	810	3	NR	940	0	NR
425	60	NR	555	670	NR	685	161	NR	815	3	NR	945	0	NR
430	107	NR	560	723	NR	690	139	NR	820	3	NR	950	0	NR
435	183	NR	565	780	NR	695	118	NR	825	2	NR	955	0	NR
440	289	NR	570	837	NR	700	100	NR	830	2	NR	960	0	NR
445	460	NR	575	894	NR	705	85	NR	835	2	NR	965	0	NR
450	646	NR	580	942	NR	710	73	NR	840	1	NR	970	0	NR
455	561	NR	585	976	NR	715	62	NR	845	1	NR	975	0	NR
460	331	NR	590	998	NR	720	53	NR	850	1	NR	980	0	NR
465	238	NR	595	1000	NR	725	45	NR	855	1	NR	985	0	NR
470	178	NR	600	990	NR	730	39	NR	860	1	NR	990	0	NR
475	120	NR	605	962	NR	735	33	NR	865	1	NR	995	0	NR
480	96	NR	610	925	NR	740	28	NR	870	1	NR	1000	0	NR
485	95	NR	615	873	NR	745	24	NR	875	1	NR			

Summary

$R_f = 74.6$
 $R_g = 94$
 $CIE R_a = 71.7$
 $R_g = -34.8$



Color Vector Graphics



Individual Sample Fidelity Index ($R_{f,i}$)

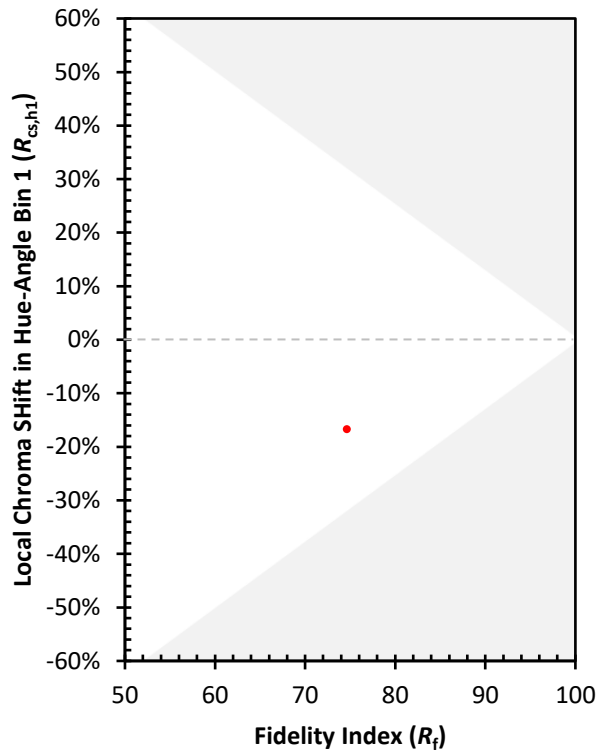
CES01 = 86	CES26 = 65	CES51 = 87	CES76 = 58
CES02 = 62	CES27 = 89	CES52 = 85	CES77 = 76
CES03 = 31	CES28 = 84	CES53 = 77	CES78 = 61
CES04 = 71	CES29 = 68	CES54 = 85	CES79 = 86
CES05 = 49	CES30 = 83	CES55 = 84	CES80 = 83
CES06 = 51	CES31 = 71	CES56 = 74	CES81 = 73
CES07 = 41	CES32 = 64	CES57 = 74	CES82 = 93
CES08 = 40	CES33 = 78	CES58 = 75	CES83 = 91
CES09 = 29	CES34 = 75	CES59 = 85	CES84 = 88
CES10 = 76	CES35 = 87	CES60 = 90	CES85 = 75
CES11 = 59	CES36 = 92	CES61 = 81	CES86 = 64
CES12 = 65	CES37 = 84	CES62 = 89	CES87 = 77
CES13 = 43	CES38 = 92	CES63 = 75	CES88 = 80
CES14 = 74	CES39 = 96	CES64 = 65	CES89 = 67
CES15 = 71	CES40 = 92	CES65 = 64	CES90 = 80
CES16 = 47	CES41 = 93	CES66 = 60	CES91 = 78
CES17 = 50	CES42 = 86	CES67 = 58	CES92 = 56
CES18 = 56	CES43 = 77	CES68 = 66	CES93 = 73
CES19 = 73	CES44 = 99	CES69 = 75	CES94 = 49
CES20 = 66	CES45 = 85	CES70 = 60	CES95 = 66
CES21 = 87	CES46 = 81	CES71 = 56	CES96 = 76
CES22 = 79	CES47 = 86	CES72 = 85	CES97 = 82
CES23 = 92	CES48 = 75	CES73 = 52	CES98 = 76
CES24 = 91	CES49 = 79	CES74 = 95	CES99 = 64
CES25 = 73	CES50 = 86	CES75 = 60	



Color Rendition by Hue-Angle Bin



Measure Comparisons



(END OF REPORT)